

DAV PUBLIC SCHOOL, ACC JAMUL  
SUMMER VACATION HOME WORK  
(2026-27)  
CLASS-XII B

**SUBJECT- ECONOMICS**

Economics project work -

Roll no - 1,2,3,4 and 5 - Money and Banking

Roll no - 6,7,8,9 and 10 - Human Capital Formation

Roll no- 11,12,13,14 and 15 - Government budget

Roll no - 16,17,18,19 and 20 - Environment and sustainable development

Roll no - 21,22,23 and 24 - Rural development

Subject teacher - Kusum Pandey

**SUBJECT- ENGLISH**

**1. Make a Project on any two of the following topics.**

- a) About John Keats
- b) About Robert Frost
- c) Fear and overcoming Adversity: (on Deep water)
- d) Escapism in Modern Life. (on The Third Level)
- e) Importance of Social Media on Youth.
- f) Freedom Fighters: Biography- of an influential leader.

**2. NOTICE**

a. You are Rishabh/ Ritika, the Cultural Secretary of your school. Draft a notice in not more than 50 words informing students about an inter-house solo dance competition Mention date, venue, time, and registration details.

b. The Trips and Treks Club of Ravindra High School is organizing a trip for grade 11 students to take them all to Paninagar. As Ravi/Reena, the Club Senior School Prefect, draft a notice for your school notice board informing the students to be seated at 5 pm in the auditorium to listen to the instructions for the event. Invent necessary details.

c. You are Pradeep/Pratibha Choube, Secretary of Arihant Housing Society, Dhol Nagar. Draft a notice for the society notice board informing the residents to send their children for swimming from 9 am to 1 pm in the society swimming pool, as the swimming coach and life guard will be present during these hours. Invent necessary details.

d. Your school is planning to conduct an interclass seminar on the topic-The Importance of Mental Health-to create awareness in adolescents. As the head of the organising committee, write a notice to inform all students about the seminar and invite registrations from classes XI-XII. Include other necessary details. Put your notice in a box.

Subject teacher -

Arj

### SUBJECT- BUSINESS STUDIES

**STUDENTS SELECT ANY ONE TOPIC FROM THE FOLLOWING FIVE AND MAKE PROJECT FILE**

**1. Changes witnessed over the last few years on mode of packaging and its economic impact.**

**2. 'anti plastic campaign,'**

**3. Marketing Management: Develop a marketing plan for a new product (e.g., eco-friendly bag, soap, toothpaste) including USP, pricing, branding, and distribution.**

**4. Principles of Management: Apply Henri Fayol's 14 principles of management to a local business (e.g., a fast-food joint, retail store).**

**5. Principles of Management: Study F.W. Taylor's Scientific Management techniques at a manufacturing unit.**

**1. Handwritten TOC (Table of Content).**

**It is important for any students to understand that the table of content for Business Studies Project for Class 12 should be written by hand and not typed or printed.**

**2. Distinct Handwriting**

Content written by hand must be clear and neat, so the examiner can read the content properly. A neat project can secure students excellent marks.

### **3. Submit in Spiral Bound**

Make sure that the project is submitted neatly attached in a spiral-bound book.

### **4. Project Format**

The formatting of a project should be in a file set up.

### **5. Size of the paper**

The overall project has to be hand-written and the size of the paper should be A4.

### **6. Check Notes Alignment**

Project notes have to be written only on the science project paper, on the ruled side and not on the blank pages.

### **7. Headers**

Leave the same portion margin on the Bottom, Top, left, and right of the project page.

### **8. Number each Pages**

The entire project needs to have numbers.

### **9. Tables and Numbers**

- The entire mentioned tables and numbers must be arranged in the middle of the page, categorized with the numbers, titles, and required labels.

### **10. Classification of the Project**

The outer and the first cover of the project should have the title/heading, along with student information including school name and the year.


- Acknowledgement
- Certificate
- Table of contents
- Topic and Introduction with a suitable heading
- Newspaper cuttings (If Any)
- Summary/Conclusion of the project
- Bibliography
- Teachers Remarks and Observations.

### Important Instructions

This is CBSE class XII final project work. So do it properly.

In the second part business studies book guidelines for all these topics given.

Subject teacher - \_\_\_\_\_



### **SUBJECT- ACCOUNTANCY**

Prepare a project report on Financial Statement Analysis of any real company (e.g., Reliance Industries Limited, Tata Consultancy Services).

Subject teacher - \_\_\_\_\_

### **SUBJECT- INFORMATION PRACTICES**

#### **1) Data Handling**

1. Create a panda's series from a dictionary of values and ndarray
2. Given a Series, print all the elements that are above the 75th percentile.
3. Create a Data Frame quarterly sales where each row contains the item category, item name, and expenditure. Group the rows by the category and print the total expenditure per category.
4. Create a data frame for examination result and display row labels, column labels data types of each column and the dimensions
5. Filter out rows based on different criteria such as duplicate rows.
6. Importing and exporting data between pandas and CSV file.


## 2) Visualization

1. Given the school result data, analyse the performance of the students on different parameters, e.g. subject wise or class wise.
2. For the Data frames created above, analyze, and plot appropriate charts with title and legend.
3. Take data of your interest from an open source (e.g. data.gov.in), aggregate and summarize it. Then plot it using different plotting functions of the Matplotlib library.

## 3) Data Management

1. Create a student table with the student id, name, and marks as attributes where the student id is the primary key.
2. Insert the details of a new student in the above table.
3. Delete the details of a student in the above table.
4. Use the select command to get the details of the students with marks more than 80.
5. Find the min, max, sum, and average of the marks in a student marks table.
6. Find the total number of customers from each country in the table (customer ID, customer Name, country) using group by.
7. Write a SQL query to order the (student ID, marks) table in descending order of the marks.

Subject teacher -



## **SUBJECT- PHYSICAL EDUCATION**

### **Project work**

#### **Physical fitness**

**1.50m race**

**2.600m run/walk**

**3.Partial curl up**

**4.Sit and reach test**

**5.Pushups (boys)**

**6.Modified pushups (girls)**

#### **Yogasana for life style diseases**

**1. Hypertension**

**2. Diabetes**

**3. Obesity**

**4. Backpain**

**5. Asthma**

#### **Two asanas for each lifestyle disease**

#### **Any one game of your own choice (Kho Kho, volleyball, Handball)**

**1.History**

**2.Five rules**

**3.Skills**

4. Terminology

5. Ground marking



Subject teacher - \_\_\_\_\_

### SUBJECT- ARTIFICIAL INTELLIGENCE

#### Capstone Project:

##### Capstone Project Guidelines:

In a group, minimum 3 and maximum 5 students are allowed.

Their projects should be aligned with any of the SDGs.

Students will complete their Capstone Project in Class XII and complete the project documentation.

Video of the Capstone Project should be exactly 3 minutes duration.

The video will have the following components:

- a. Problem statement
- b. To which SDG the project is aligned to
- c. AI concept/domains/algorithms used
- d. Working of the project
- e. Conclusion
- f. Acknowledgement to the teacher.

**Topics -**

**Roll no - 1,2,3,4 and 5 - Decent work and economic growth**


**Roll no - 6,7,8,9 and 10 - Good health and well being, Quality of Education**


**Roll no- 11,12,13,14 and 15 - Affordable and clean energy**


**Roll no - 16,17,18,19 and 20 - sustainable cities and communities**


**Roll no - 21,22, 23 and 24 - Industry, innovation and infrastructure**

**Subject teacher** \_\_\_\_\_



  
**Class Teacher**

  
**Academic I/C**

  
**Principal**